

P 35



TECHNICAL DATA

Fluid connections	1/2" BSPP
Air connection	1/4" BSPP
Max. flow rate	35 lt/min
Max air pressure	7 bar
Max delivery head	70 m
Max suction lift dry	5 m
Max suction lift wet	9,8 m
Max solid passing	3 mm
Noise level	65 dB
Max viscosity	15.000 cps
Displacement per stroke	65 CC ~

Displacement per stroke may vary based on suction condition, discharge head, air pressure and fluid type.

- Ex II 3/3 G Ex h IIC T4 Gc
- Ex II 3 D Ex h IIIB T135°C Dc X

POLYPROPYLENE

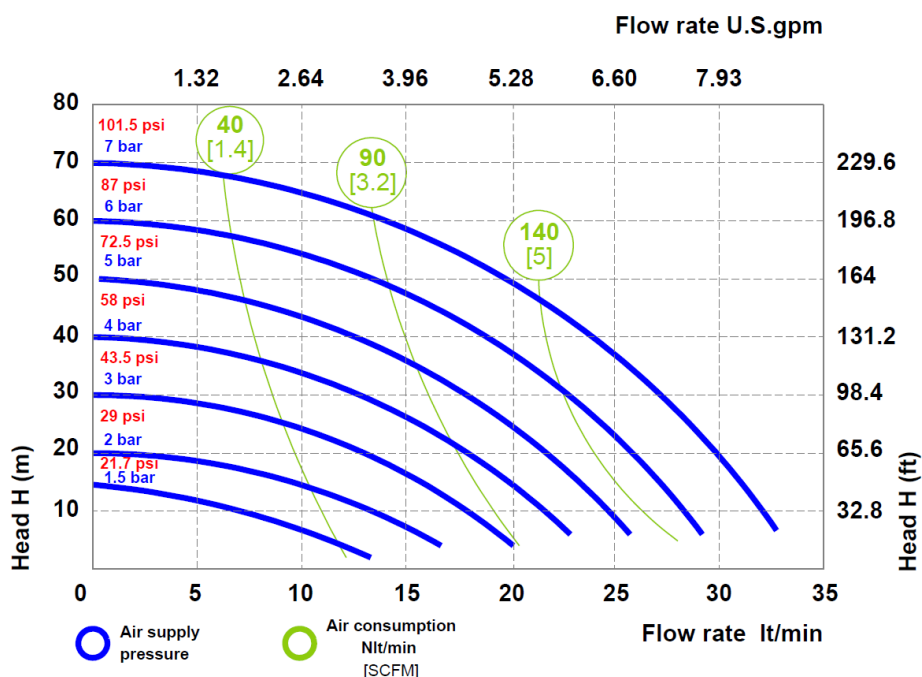
WEIGHT
1,8 kg

TEMPERATURE
-4°C +65°C



PERFORMANCE

The curves and performance values refer to pumps with submerged suction and free delivery outlet, with water at 20 °C. These data may vary according to the construction materials and hydraulic conditions.



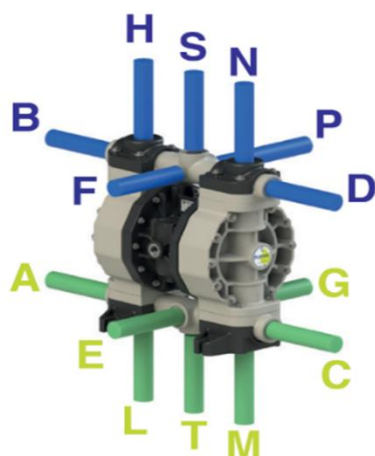
FLUIMAC S.r.l. - Via Breascia, 1 - 21049 - Tradate - VA - ITALY
info@fluimac.com - www.fluimac.com
tel. +39 0331 866688 - Fax +39 0331 864870
P.I./VAT 03259160129



P 35

COMPOSITION

MODEL	CASING	DIAPHRAGM	BALLS	SEATS	GASKET	CONNECTIONS	ATEX	PORTS
P0035	P = PP	HT = HYTREL+PTFE MT = SANTOPRENE+PTFE H = HYTREL W = SANTOPRENE H.R.	T=PTFE S=SS D = EPDM N = NBR	P = PP S = SS Z = PE-UHMWE	D = EPDM V = VITON N = NBR T = PTFE	1 = BSPP 2 = FLANGED 5 = NPT A = BSPP with reinforce ring E = NPT with reinforce ring	- = ZONE 2	AB = STANDAR D



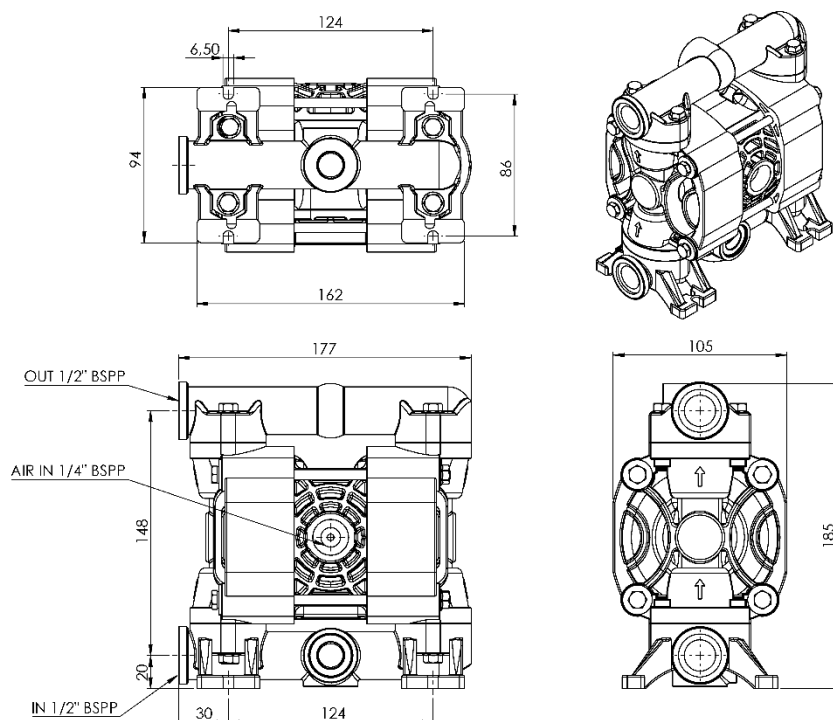
AVAILABLE CONNECTIONS

DELIVERY: B-D-S

SUCTION: A-C-T

PACKING DIMENSION
CARTON BOX: 24 x 21 x 12 cm

DIMENSIONS



Technical data are approximate and not binding for the manufacturer who reserves the right to change them without notice at any time.



FLUIMAC S.r.l. - Via Breascia, 1 - 21049 - Tradate - VA - ITALY
info@fluimac.com - www.fluimac.com
tel. +39 0331 866688 - Fax +39 0331 864870
P.I./VAT 03259160129

